

Phonics 3 for Kids



Thomas Gordon Nathan Shu



Contents

| Letter | Letter Sound | Character | Key Word | Extra Words | Page |
|--------|--------------|----------------|----------|---------------|------|
| Aa | /a/ | Annie Ant | ax | ankle, apple | 2 |
| Bb | /b/ | Benny Bear | ball | banana, bed | 4 |
| Cc | /k/ | Candy Cat | cut | cake, car | 6 |
| Dd | /d/ | Danny Dog | dig | doll, door | 8 |
| Ee | /e/ | Eddie Elephant | egg | eggcup, empty | 10 |
| Ff | /f/ | Fanny Fish | fin | fan, four | 12 |
| Gg | /g/ | Goldie Goose | gate | girl, goat | 14 |
| Hh | /h/ | Henna Hen | hat | hair, hand | 16 |
| Ii | /i/ | Ian Insect | ill | in, ink | 18 |
| Jj | /j/ | Jane Jellyfish | jump | jam, juice | 20 |
| Kk | /k/ | Kenny Kangaroo | kick | key, kite | 22 |
| Ll | /l/ | Larry Lion | leg | leaf, lemon | 24 |
| Mm | /m/ | Micky Monkey | mouth | mango, milk | 26 |
| Review | | | | | 28 |

Picture Dictionary

A a

Annie Ant has an ax.



ant



ax



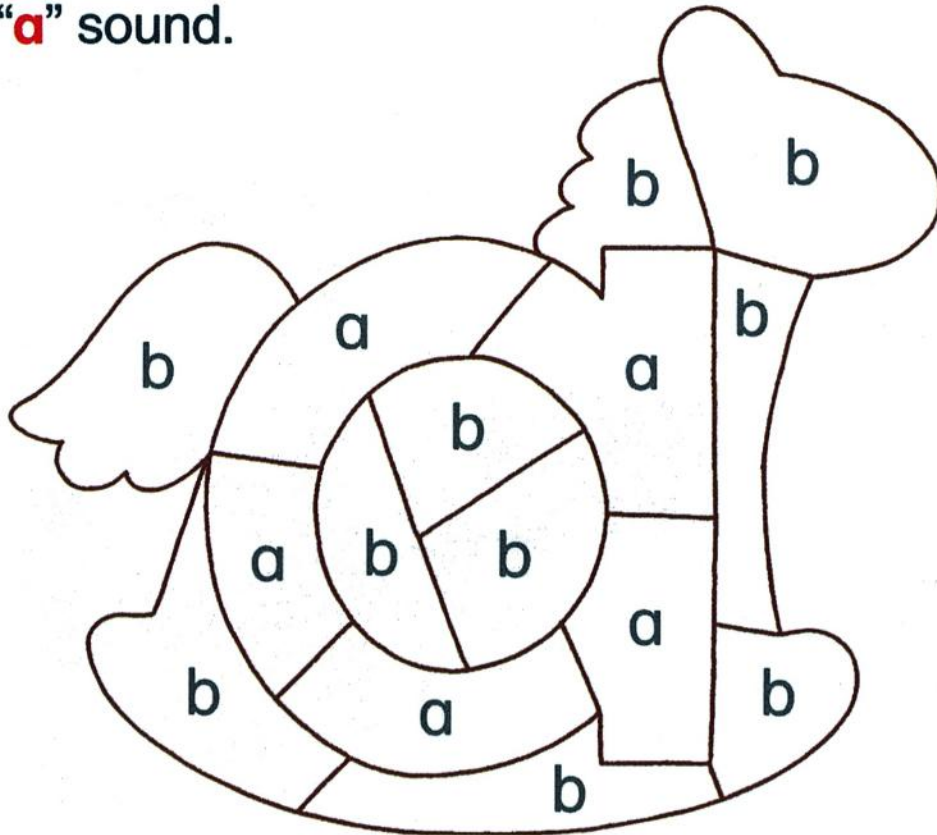
ankle



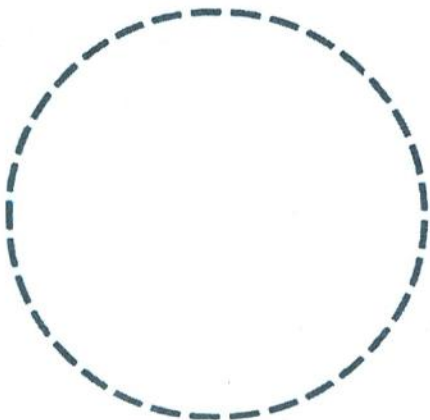
apple



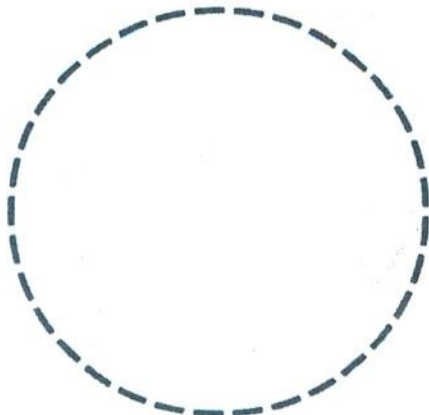
Color the parts with the letter **a** yellow. Say the "a" sound.



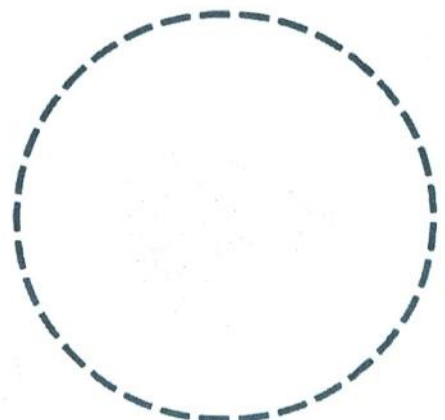
Say the words. Place the correct stickers in the circles.



ax




ankle



apple

Bb

Benny Bear has a ball.



bear



ball



banana




bed

A c t i v i t i e s



Color the parts with the letter **b** red. Say the "b" sound.



Say the words. Circle the correct pictures.


banana

ball

bed

C c

Candy Cat cuts her hair.



cat



cut




cake






car

A c t i v i t i e s

  Help the cat find the rat. Say the "c" sound.




  Circle the words that begin with the sound /k/.
Say the words.



D d

Danny Dog digs a hole.



dog



dig



doll




door

A c t i v i t i e s



Draw the missing part of the door. Say the “d” sound.



 Listen carefully. Place the correct stickers in the boxes.

1.



2.



E e

Eddie Elephant has an egg.



elephant



egg



eggcup




empty


A c t i v i t i e s



Color the parts with the letter **e** blue. Say the "e" sound.




Circle the things that begin with the sound /e/. Say the words.



F f

Fanny Fish has a big fin.



fish



fin



fan

4




four

A c t i v i t i e s



Circle the letters **f**. Say the “**f**” sound.




Listen carefully. Check the words that begin with the sound /f/.

| | | |
|---|---|---|
| 1.  | 2.  | 3.  |
| fin | empty | cut |
| 4.  | 5.  | 6.  |
| four | fan | fish |

G g

Goldie Goose goes to the gate.



goose



gate






girl












goat

A c t i v i t i e s

  Help the **g**oose find the way to the lake. Say the “**g**” sound.



  Say the words. Place the correct stickers on the shadows.

| | | | |
|------|---|--|---|
| goat |  |  |  |
| girl |  |  |  |
| gate |  |  |  |

Hh

Henna Hen has a hat.



hen



hat



hair

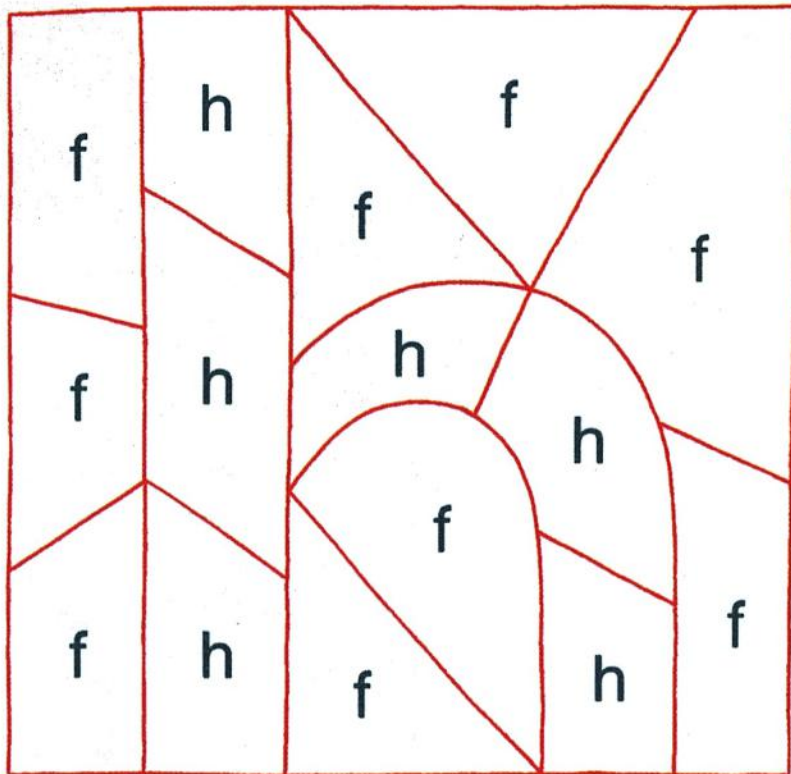


hand



A c t i v i t i e s



Color the parts with the letter **h** orange. Say the "h" sound.




Circle the correct boxes to make a word. Say the words.



I i

Ian Insect is ill in bed.



insect



ill




in



ink



Circle the letters **i**. Say the “**i**” sound.



Listen carefully. Place the correct stickers in the boxes.

1.




2.



Jj

Jane Jellyfish jumps the waves.



jellyfish



jump



jam




juice


A c t i v i t i e s



Circle the letters **j**. Say the “j” sound.



What things begin with the sound /j/? Place the stickers in the boxes.



K k

Kenny Kangaroo kicks a ball.



kangaroo



kick




key





kite

A c t i v i t i e s

 Color the parts with the letter **k** pink. Say the "k" sound.




 Listen carefully. Place the correct sticker in the box.



L I

Larry Lion has long legs.



lion



leg




leaf



lemon



Draw the missing part of the leaf. Say the "i" sound.



Circle the correct boxes to make a word. Say the words.



| | | | | | |
|---|---|---|---|---|---|
| b | l | i | o | n | g |
|---|---|---|---|---|---|



| | | | | | |
|---|---|---|---|---|---|
| l | e | m | o | n | k |
|---|---|---|---|---|---|



| | | | | | |
|---|---|---|---|---|---|
| c | i | l | e | g | a |
|---|---|---|---|---|---|

Mm

Micky M onkey has a big m outh



m onkey



m outh



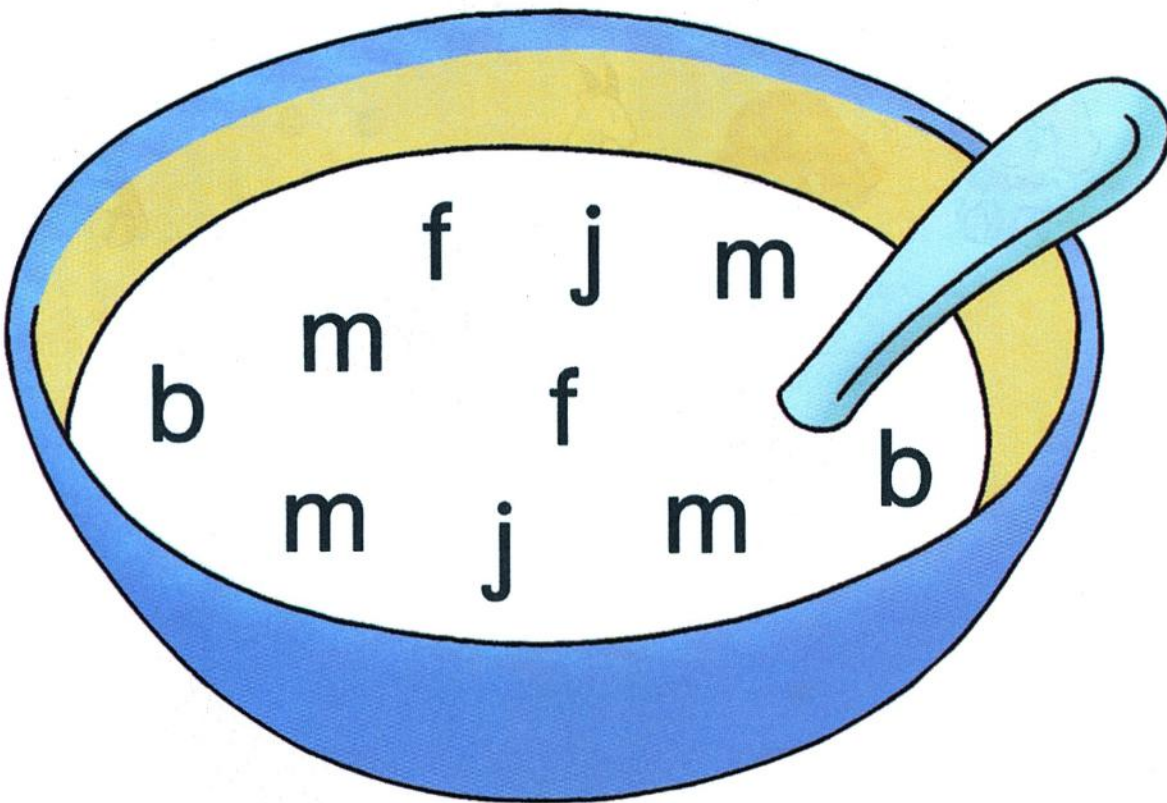
mango



milk



Circle the letters **m**. Say the “**m**” sound.



Say the words. Match the words with the correct pictures.



mango




mouth



milk



Review

 Match the pictures with the correct beginning sounds.



j

k


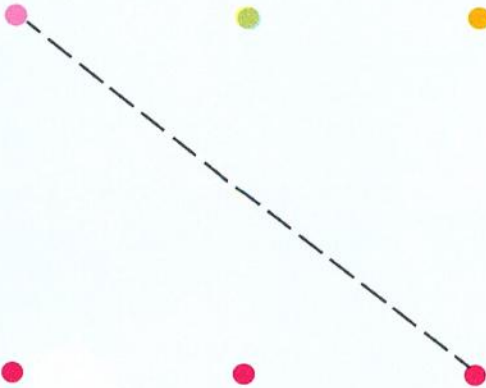
f

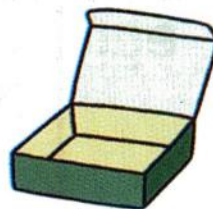
d

c

g

b





Picture Dictionary

a

ankle



ant



apple



ax



b

ball



banana



bear



bed



c

cake



car



cat



cut



d

dig



dog



doll



door



e

egg



eggcup



elephant



empty




Picture Dictionary

f


fan



fin



fish



four



g

gate



girl



goat



goose



h

hair



hand



hat



hen



i

ill



in



ink



insect



j

jam



jellyfish



juice



jump




k

kangaroo



key



kick



kite



l

leaf



leg



lemon



lion



m

mango



milk



monkey



mouth



Phonics for Kids 3

Phonics for Kids is a six-level series specially written for young children. Each unit deals with one letter sound or a phonic feature. It begins with an interesting story or a rhyme and is followed by a song and some fun activities. Useful phonics skills are taught in a systemic and enjoyable way.

Teaching phonics is an effective strategy that helps children learn reading and writing quickly. It is also a useful self-help tool for children to rely on when they encounter new words in listening, speaking, reading and spelling activities.

Learning phonics at an early age helps children develop both phonemic and print awareness. It is key to their future success in learning English.

The series includes:

- Student's Books 1-6
- Teacher's Guides 1-6
- Cassette Tapes and CDs 1-6
- Big Books 1-6
- Phonics Cards 1-6